

⚠ 保修声明/Warranty Terms

一、对所售产品提供1年期免费质保,即1年内,如产品存在质量问题,可免费更换维修。非质量问题及过保,所进行的维修更换将收取合理费用。

二、以下非本公司因素造成的产品问题均不在免费维修范围:

1. 未按说明书操作使用、电压不匹配、缺少必要的保养等;
2. 落水、受潮、未提供应有的工作环境的;
3. 人为因素所造成的产品损坏;
4. 非我司产品本身导致的故障;

由于国家或地区不同,部分权利可能只适用于特定客户。

I. The products sold are guaranteed for one year free of charge, that is, within one year, if there is any quality problem of the products, they can be replaced or repaired for free. A reasonable fee will be charged for maintenance and replacement of non-quality issues and after warranty overruns.

II. The following product problems not caused by the company are not covered by free maintenance:

1. Not operating according to the manual, voltage mismatch, lack of necessary maintenance, etc.;
2. Falling into the water, being exposed to moisture and failing to provide a proper working environment;
3. Product damage caused by human factors;
4. Failure not caused by our products; Depending on the country or region, some rights may only apply to specific customers.

⚠ 安全注意事项/Safety precautions

1. 本产品不具有防水功能。
2. 本产品环境使用温度,请保持在0~35℃的温度范围内。
3. 安装使用时,请不要过度用力或错误用力操作。
4. 严禁在电源不稳定的地方使用本产品。
5. 使用中和关闭电源后的短时间内表面温度较高,请勿随意触碰。
6. 严禁对电源线进行过度弯曲捆绑等。
7. 在开灯的状态下,请勿直视LED灯珠。
8. 开灯的时候,会出现短暂的延迟,此为正常现象。
9. 电子镇流器在使用时,会出现正常的工作音,此为正常现象。
10. 请注意保持灯具干净整洁,避免水渍腐蚀灯具。
11. 长时间不使用的情况下,请将其放置在干燥通风处。
12. 此灯具的光源是不可替换的;当光源到其寿终时,应替换整个灯具。
13. 此灯具的外部软缆或软线不能替换;如果软线损坏,该灯具即应报废。

1. This product is not waterproof.
2. Please keep the external operating temperature of this product within the range of 0 ~ 35°C.
3. During installation and use, please do not use excessive force or wrong force.
4. Please do not install it near other electrical appliances.
5. High surface temperature in a short period of time after use and power off. Do not touch it at will. Please wait for it to cool completely before carrying out relevant operation.
6. Excessive bending and binding of the power cord is strictly prohibited. If the power cord is damaged (exposed wire, broken wire, etc.), please stop using it immediately.
7. Do not look at the LED light directly when it's working.
8. Turn on the light, there will be a short delay, this is a normal phenomenon.
9. When the electronic ballast is working there will be a little sound.
10. Please pay attention to keep the lamps and lanterns clean and tidy, water stains corrosion lamps and lanterns.
11. If it is not used for a long time, please place it in a dry and ventilated place.
12. The light source of this lamp is not replaceable; when the light source reaches the end of its life, the whole luminaire should be replaced.
13. The external cable or cord of the lamp cannot be replaced; if the cord is damaged, the lamp should be scrapped.

合格证
Certificate of
conformity

合格证作为售后保修唯一凭证,请保存好!
Certificate as after-sales warranty only credentials, please keep it good!

检验员/Inspector:

日期/Date:

保修记录

Records of the warranty

送修日期 Maintenance date:	故障及处理方法 Failure and treatment	取货日期 pickup date	顾客签名 Customer signature

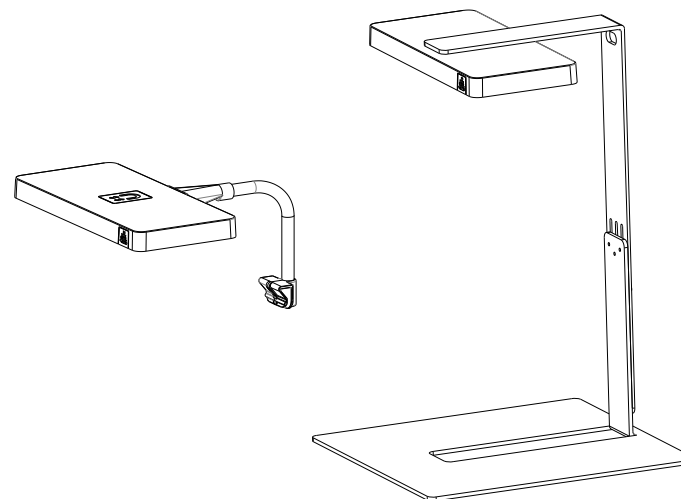


WEEK AQUA

Mini9Pro磁吸夹子灯

Mini9Pro Magnetic Suction Clamp Lamp

产品使用说明书 User Manual



珠海威尔康光电有限公司

Zhuhai WEEK Photoelectric Co., Ltd.

① 广东省珠海市香洲区金鼎工业园金峰西路29号B栋3楼/1楼

② 3/F, Building B, No. 29 Jinfeng West Road, Jinding

Industrial Park, Xiangzhou District, Zhuhai City

☎ +86 0756-3386506 ✉ Sales@weekaqua.com

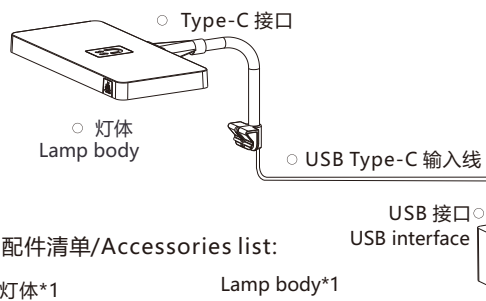
🌐 www.weekaqua.com

△ 产品型号/Model

型号 Model	功率 Power	光谱 Spectrum	灯珠数 LED Qty	光通量 Luminous Flux	输出电压 Output Voltage	输入电压 Voltage	灯体尺寸 Lamp Dimension
Mini9Pro	9W	RGB+UV	12+6	585lm	5V 2A	AC100-240V	188*88*15mm

△ 安装示意图/Installation diagram

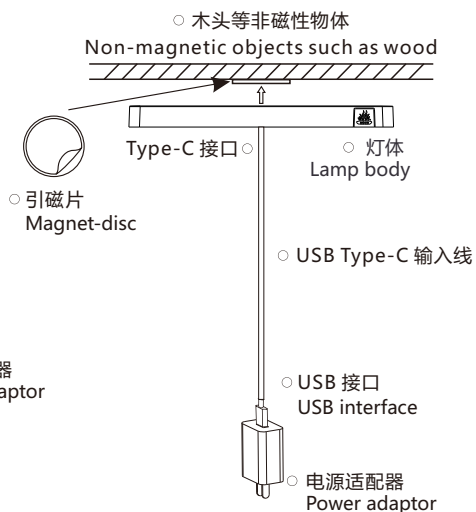
夹子安装 Clamp installation



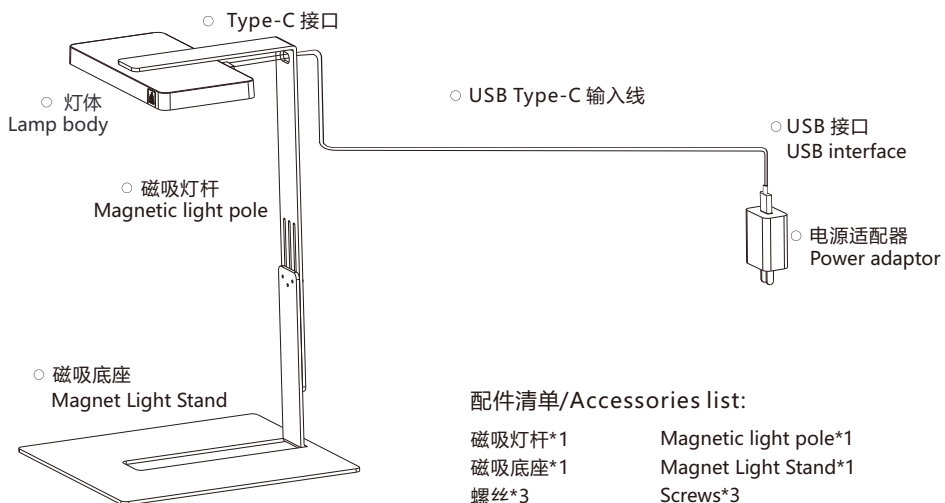
配件清单/Accessories list:

灯体*1	Lamp body*1
电源适配器*1	Power adaptor*1
USB Type-C 输入线*1	USB Type-C*1
引磁片*1	Magnet-disc * 1
说明书*1	User Manual * 1
APP说明书*1	APP User Manual * 1

磁吸安装 Magnetic installation



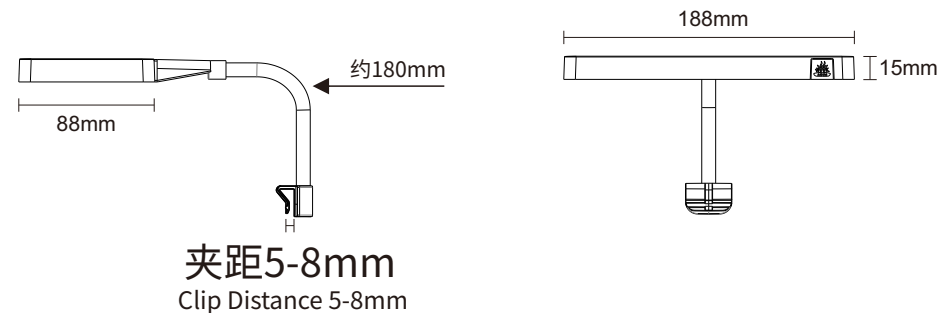
灯座安装 Lamp holder installation



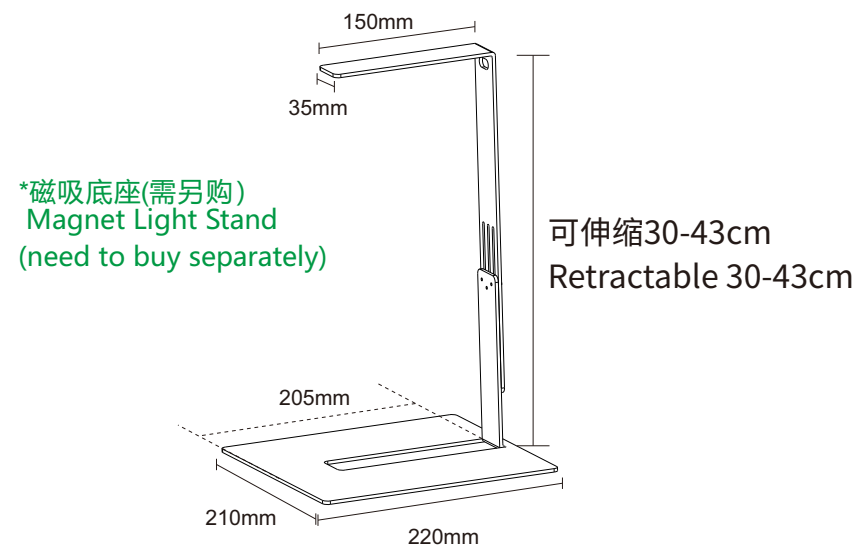
配件清单/Accessories list:

磁吸灯杆*1	Magnetic light pole*1
磁吸底座*1	Magnet Light Stand*1
螺丝*3	Screws*3

△ 产品尺寸/Size



△ 磁吸灯座/ Magnet Light Stand



△ 光谱/ Spectrum

