

⚠ 保修声明/Warranty Terms

一、对所售产品提供1年期免费质保,即1年内,如产品存在质量问题,可免费更换维修。非质量问题及过保,所进行的维修更换将收取合理费用。

二、以下非本公司因素造成的产品问题均不在免费维修范围:

1. 未按说明书操作使用、电压不匹配、缺少必要的保养等;
2. 落水、受潮、未提供应有的工作环境的;
3. 人为因素所造成的产品损坏;
4. 非我司产品本身导致的故障;

由于国家或地区不同,部分权利可能只适用于特定客户。

I. The products sold are guaranteed for one year free of charge, that is, within one year, if there is any quality problem of the products, they can be replaced or repaired for free. A reasonable fee will be charged for maintenance and replacement of non-quality issues and after warranty overruns.

II. The following product problems not caused by the company are not covered by free maintenance:

1. Not operating according to the manual, voltage mismatch, lack of necessary maintenance, etc.;
2. Falling into the water, being exposed to moisture and failing to provide a proper working environment;
3. Product damage caused by human factors;
4. Failure not caused by our products; Depending on the country or region, some rights may only apply to specific customers.

⚠ 安全注意事项/Safety precautions

1. 本产品不具有防水功能。
2. 本产品环境使用温度,请保持在0~35℃的温度范围内。
3. 安装使用时,请不要过度用力或错误用力操作。
4. 严禁在电源不稳定的地方使用本产品。
5. 使用中和关闭电源后的短时间内表面温度较高,请勿随意触碰。
6. 严禁对电源线进行过度弯曲捆绑等。
7. 在开灯的状态下,请勿直视LED灯珠。
8. 开灯的时候,会出现短暂的延迟,此为正常现象。
9. 电子镇流器在使用时,会出现正常的工作音,此为正常现象。
10. 请注意保持灯具干净整洁,避免水渍腐蚀灯具。
11. 长时间不使用的情况下,请将其放置在干燥通风处。
12. 此灯具的光源是不可替换的;当光源到其寿终时,应替换整个灯具。
13. 此灯具的外部软缆或软线不能替换;如果软线损坏,该灯具即应报废。

1. This product is not waterproof.
2. Please keep the external operating temperature of this product within the range of 0 ~ 35°C.
3. During installation and use, please do not use excessive force or wrong force.
4. Please do not install it near other electrical appliances.
5. High surface temperature in a short period of time after use and power off. Do not touch it at will. Please wait for it to cool completely before carrying out relevant operation.
6. Excessive bending and binding of the power cord is strictly prohibited. If the power cord is damaged (exposed wire, broken wire, etc.), please stop using it immediately.
7. Do not look at the LED light directly when it's working.
8. Turn on the light, there will be a short delay, this is a normal phenomenon.
9. When the electronic ballast is working there will be a little sound.
10. Please pay attention to keep the lamps and lanterns clean and tidy, water stains corrosion lamps and lanterns.
11. If it is not used for a long time, please place it in a dry and ventilated place.
12. The light source of this lamp is not replaceable; when the light source reaches the end of its life, the whole luminaire should be replaced.
13. The external cable or cord of the lamp cannot be replaced; if the cord is damaged, the lamp should be scrapped.

合格证
Certificate of
conformity

合格证作为售后保修唯一凭证,请保存好!
Certificate as after-sales warranty only credentials, please keep it good!

检验员/Inspector:

日期/Date:

保修记录

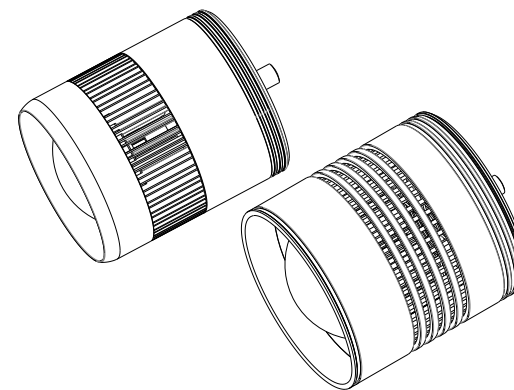
Records of the warranty

送修日期 Maintenance date:	故障及处理方法 Failure and treatment	取货日期 pickup date	顾客签名 Customer signature



WEEK AQUA T series 产品使用说明书 User Manual

专利号 Patent No.
ZL 2017 2 1245972.2
ZL 2017 3 0485635.X



珠海威尔康光电有限公司

Zhuhai WEEK Photoelectric Co., Ltd.

① 广东省珠海市香洲区金鼎工业园金峰西路29号B栋3楼/1楼

② 3/F, Building B, No. 29 Jinfeng West Road, Jinding

Industrial Park, Xiangzhou District, Zhuhai City

☎ +86 0756-3386506 ✉ Sales@weekaqua.com

🌐 www.weekaqua.com

△ 产品型号/Model

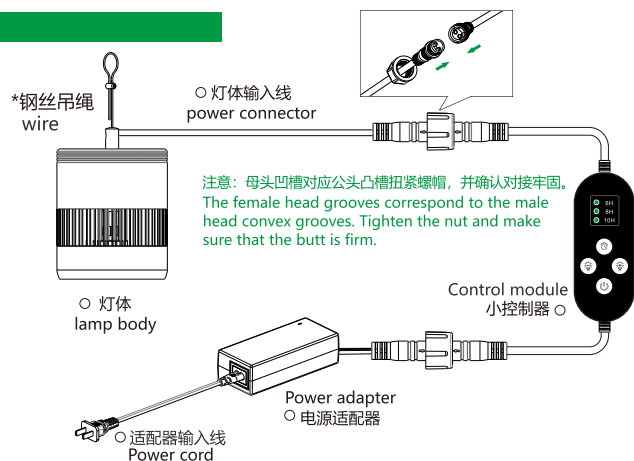
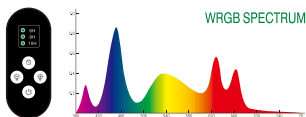
型号 Model	功率 Power	光谱 Spectrum	灯珠数 LED Qty	光通量 Luminous Flux	输出电压 Output Voltage	输入电压 Voltage	灯体尺寸 Lamp Dimension
T70WRGB	70W	WRGB	88(3030)	4550lm	36V 2.5A	AC110-240V	φ120*160mm
T70RGB	70W	RGB	77	3150lm	24V 3A	AC110-240V	φ120*160mm
T90Pro	90W	RGB+UV	100+10	5400lm	36V 3A	AC110-240V	φ140*160mm

△ 产品安装示意图/Installation

T系列 T series-T70 WRGB

配件清单/Accessories list:

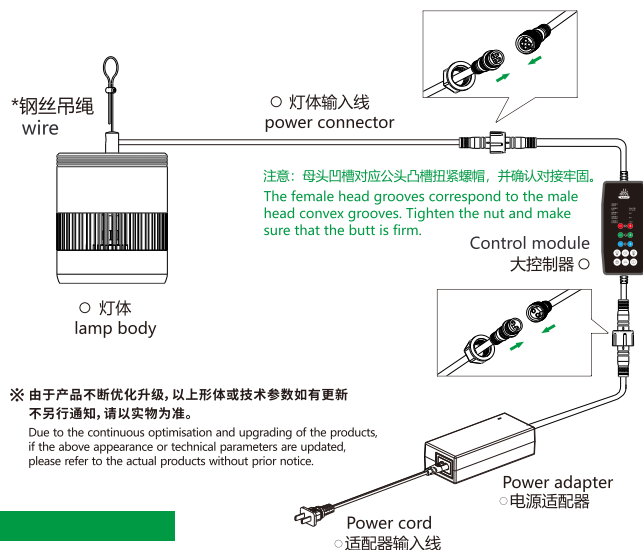
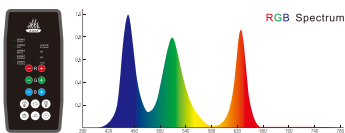
灯体*1 lamp body*1
小控制器*1 controller*1
电源适配器*1 power adapter*1
适配器输入线*1 power cord*1
2号六角扳手*1 Hexagon wrench * 1
说明书*1 User Manual * 1



T系列 T series-T70RGB

配件清单/Accessories list:

灯体*1 lamp body*1
大控制器*1 controller*1
电源适配器*1 power adapter*1
适配器输入线*1 power cord*1
2号六角扳手*1 Hexagon wrench * 1
说明书*1 User Manual * 1



△ 定时说明/Timing instructions

注意：按键板控制模块控制灯具定时功能有提前几分钟或者延后几分钟工作的现象，此等情况并非质量问题。定时功能元器件计算的精度是3‰，所以每天(24小时*60分钟=1440分钟)可能存在3‰误差。即是每天可能有1440*3‰=4分钟左右的计时偏差是正常的。

解决方案：

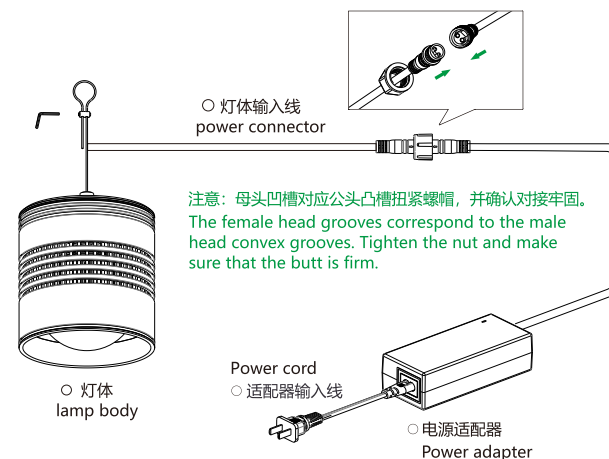
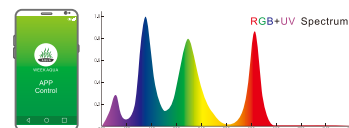
- 1.1至2周可以重新选择相应的定时时间，或者重启灯具，重新校准。
- 2.如定时功能有精确要求的，不能接受以上公差问题的，可另外选择购买定时器，进行定时。

Note: Button control version light's timer function, the timer will have a few minutes in advance Or a few minutes' delay in work, which is not a quality problem. The calculation accuracy of timing function components is 3‰. So each day (24 hours * 60 minutes = 1440 minutes) has a margin of error of 3‰. That is 1440 * 3‰ = 4 minutes per day is a normal timing deviation.
Timer tolerance problems. Solutions:
1.1 or 2 weeks can re-select the appropriate timing time, or reset the lamp (pull off the electricity), recalibrate.
2. such as the timing function has precise requirements, can not accept the above tolerance problems, can choose to buy an extra timer to set the timing. If you purchase it, it is an implicit acceptance of this condition.

T系列 T series-T90 Pro

配件清单/Accessories list:

灯体*1 lamp body*1
电源适配器*1 power adapter*1
适配器输入线*1 power cord*1
2号六角扳手*1 Hexagon wrench * 1
说明书*1 User Manual * 1



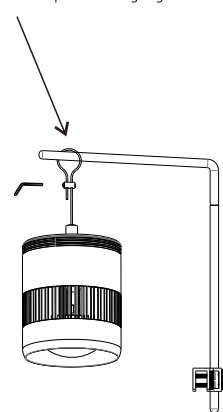
开灯测试：按照组装图将对于配件组装好后，插上电源，测试灯具是否正常，正常亮起后再进行其他操作。如出现异常请及时联系商家。

Testing:
According to the assembly diagram, after the parts are assembled, plug in the power, test whether the lamps are normal, and then carry out other operations after they are normally lit. In case of any abnormality, please contact the purchasing merchant in time.

△ 产品安装/Installation

用双孔锁线器将钢丝绳做成一个吊环

Make the wire rope into a lifting ring with a double hole wire-lock

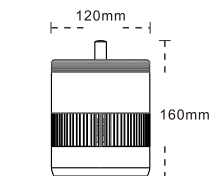


吊装灯架示意图
S-SATND sketch map

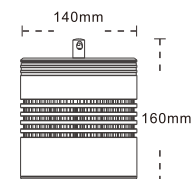


单臂灯架示意图
L-STAND sketch map

△ 产品尺寸/Size



T70WRGB/T70RGB



T90Pro